

HLAY7 Pushbutton Switches

Standard: IEC 60947-5

Function

HLAY7 series of pushbutton switches provide:
 Control and indicate the status of the circuit

Technical Data



Usage mode	Rated value			
AC-15	Rated voltage (Ue) V	660	380	220
	Rated current (Ie) A	1.1	2	3.3
DC-13	Rated voltage (Ue) V	440	220	110
	Rated current (Ie) A	0.25	0.5	1
Mechanical endurance	105	30 (Flush type), 10 (Illuminated) 0.5 (Emergency stop, Selective-type, Key-type)		
Electric endurance	105	6 (Flush type), 1 (Illuminated) 0.5 (Emergency stop, Selective-type, Key-type)		
Rated thermal current th	A	10		
Operation frequency	T/h	1200		
Contact resistance	m Ω	≤ 50		
Before board protect degree		IP55		
Illuminated pushbutton				
Power supplier voltage		Filament lamp	Neon lamp	LED
Working voltage (Ue)V		6, 12, 24	110, 220, 380	6, 12, 24
Lifetime	h	≥ 1000	≥ 2000	≥ 3000


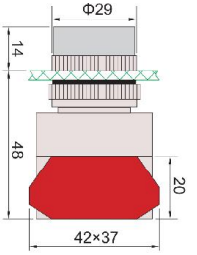

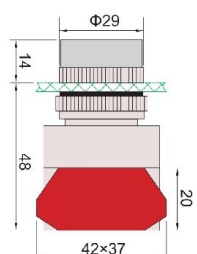

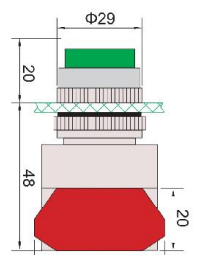

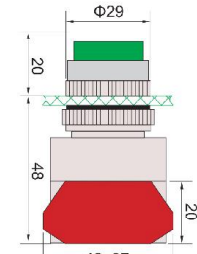
Working Condition

Temperature	-5°C~+40°C
Relative humidity	≤ 50%(40°C) 90%(20°C)
Above sea level	≤ 2000m
Pollution grade	3

HLAY7 Pushbutton Switches

Standard: IEC 60947-5


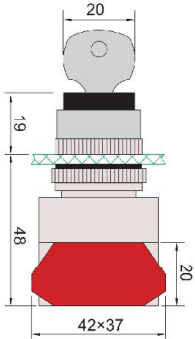
Order Information


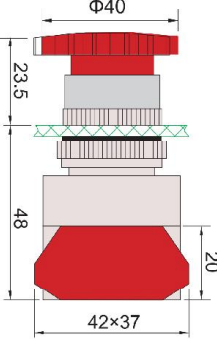

Flush Button					Unit: MM	
Name	NO + NC	Type	Color	Installation	Reference	Dimension
HLAY7	<input type="checkbox"/>	<input type="checkbox"/>	<input type="checkbox"/>	<input type="checkbox"/>		
	10: 1NO 01: 1NC 20: 2NO 02: 2NC 11: 1NO+1NC	BN: Momentary	1: White 2: Black 3: Green 4: Red 5: Yellow 6: Blue	2: Φ 22 3: Φ 25 4: Φ 30	○ HLAY711BN12 ● HLAY711BN22 ● HLAY711BN32 ● HLAY711BN42 ● HLAY711BN52 ● HLAY711BN62	
	10: 1NO 01: 1NC 20: 2NO 02: 2NC 11: 1NO+1NC	BNZS: Maintained	3: Green 4: Red	2: Φ 22 3: Φ 25 4: Φ 30	● HLAY711BNZS32 ● HLAY711BNZS42	
	10: 1NO 01: 1NC 20: 2NO 02: 2NC 11: 1NO+1NC	GN: Momentary	3: Green 4: Red	2: Φ 22 3: Φ 25 4: Φ 30	● HLAY711GN32 ● HLAY711GN42	
	10: 1NO 01: 1NC 20: 2NO 02: 2NC 11: 1NO+1NC	GNZS: Maintained	3: Green 4: Red	2: Φ 22 3: Φ 25 4: Φ 30	● HLAY711GNZS32 ● HLAY711GNZS42	

HLAY7 Pushbutton Switches

Standard: IEC 60947-5

Order Information


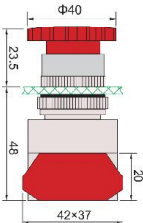
Key-operated Selective Switches					Unit: MM		
Name	NO + NC	Type	Operation	Installation	Reference	Dimension	
HLAY7	<input type="checkbox"/>	<input type="checkbox"/>	<input type="checkbox"/>	<input type="checkbox"/>			
	10: 1NO 01: 1NC 20: 2NO 02: 2NC 11: 1NO+1NC	Y: Key-operated	20:2p 21:2preset 30:3p 31:3preset 33:3preset	C R ↙ ↘ C R ↙ ↘ L C R ↙ ↘ L C R ↙ ↘ L C R ↙ ↘	2: ϕ 22 3: ϕ 25 4: ϕ 30	HLAY711Y202 HLAY711Y212 HLAY711Y302 HLAY711Y312 HLAY720Y332	


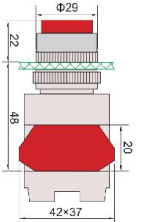

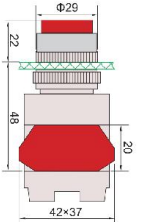

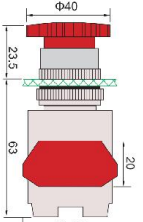

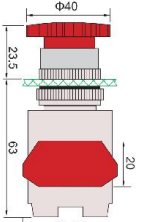
Mushroom Button					Unit: MM	
Name	NO + NC	Type	Color	Installation	Reference	Dimension
HLAY7	<input type="checkbox"/>	<input type="checkbox"/>	<input type="checkbox"/>	<input type="checkbox"/>		
	10: 1NO 01: 1NC 20: 2NO 02: 2NC 11: 1NO+1NC	M: Momentary	3: Green 4: Red	2: ϕ 22 3: ϕ 25 4: ϕ 30	●HLAY711M32 ●HLAY711M42	
	10: 1NO 01: 1NC 20: 2NO 02: 2NC 11: 1NO+1NC	MZS: Maintained	3: Green 4: Red	2: ϕ 22 3: ϕ 25 4: ϕ 30	●HLAY711MZS32 ●HLAY711MZS42	

HLAY7 Pushbutton Switches

Standard: IEC 60947-5

Order Information

Emergency Stop Button						Unit: M	
Name	NO + NC	Type	Color	Installation	Reference	Dimension	
HLAY7	<input type="checkbox"/>	<input type="checkbox"/>	<input type="checkbox"/>	<input type="checkbox"/>			
	10: 1NO 01: 1NC 20: 2NC 02: 2NC 11: 1NO+1NC	ZS:Emergency	3: Green 4: Red	2: Φ 22 3: Φ 25 4: Φ 30	● HLAY710ZS32 ● HLAY701ZS42 ● HLAY711ZS32 ● HLAY711ZS42		

Illuminated Pushbutton Switches							Unit: M	
Name	NO + NC	Type	Color	Voltage	Installation	Light	Reference	Dimension
HLAY7	<input type="checkbox"/>	<input type="checkbox"/>	<input type="checkbox"/>	<input checked="" type="checkbox"/>	<input type="checkbox"/>	<input checked="" type="checkbox"/>		
	10: 1NO 01: 1NC 20: 2NC 02: 2NC 11: 1NO+1NC	D: Momentary (Illuminated)	3: Green 4: Red 5: Yellow 6: Blue 7: Pure white 8: Pure blue	T: 6V B: 24V F: 110V M: 220V Q: 380V	2: Φ 22 3: Φ 25 4: Φ 30	N: Neon L: LED Blank: Filament	● HLAY711D3*2* ● HLAY711D4*2* ● HLAY711D5*2* ● HLAY711D6*2* ○ HLAY711D7*2* ● HLAY711D8*2*	
	10: 1NO 01: 1NC 20: 2NC 02: 2NC 11: 1NO+1NC	DZS: Maintained (Illuminated)	3: Green 4: Red 5: Yellow 6: Blue 7: Pure white 8: Pure blue	T: 6V B: 24V F: 110V M: 220V Q: 380V	2: Φ 22 3: Φ 25 4: Φ 30	N: Neon L: LED Blank: Filament	● HLAY711DZS3*2* ● HLAY711DZS4*2* ● HLAY711DZS5*2* ● HLAY711DZS6*2* ○ HLAY711DZS7*2* ● HLAY711DZS8*2*	
	10: 1NO 01: 1NC 20: 2NC 02: 2NC 11: 1NO+1NC	DM: Momentary (Illuminated)	3: Green 4: Red	T: 6V B: 24V F: 110V M: 220V Q: 380V	2: Φ 22 3: Φ 25 4: Φ 30	N: Neon L: LED Blank: Filament	● HLAY711DM3*2* ● HLAY711DM4*2*	
	10: 1NO 01: 1NC 20: 2NC 02: 2NC 11: 1NO+1NC	DMZS: Maintained (Illuminated)	3: Green 4: Red	T: 6V B: 24V F: 110V M: 220V Q: 380V	2: Φ 22 3: Φ 25 4: Φ 30	N: Neon L: LED Blank: Filament	● HLAY711DMZS3*2* ● HLAY711DMZS4*2*	


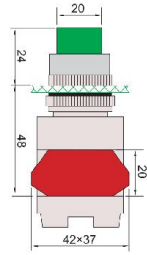

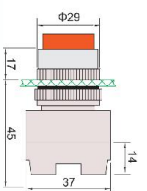

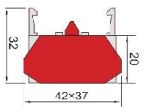
Note: Supplier voltage code: T:6V, B:24V, F:110V, M:220V, N:230V, Q:380V

The pure white and pure blue are only available for LED lamp.

HLAY7 Pushbutton Switches

Standard: IEC 60947-5

Order Information

Illuminated Selective Switches								Unit: MM	
Name	NO + NC	Type	Operation	Color	Voltage	Install	Light	Reference	Dimension
HLAY7	<input type="checkbox"/>	<input type="checkbox"/>	<input type="checkbox"/>	<input type="checkbox"/>	<input checked="" type="checkbox"/>	<input type="checkbox"/>	<input checked="" type="checkbox"/>		
	10: 1NO 01: 1NC 20: 2NO 02: 2NC 11: 1NO+1NC	XD: Selective (Illuminated)	20:2p C R 30:3p L C R	3:Green 4:Red	T: 6V B: 24V F: 110V M:220V Q: 380V	2: φ 22 3: φ 25 4: φ 30	N: Neon L: LED Blank: Filament	<ul style="list-style-type: none"> ● HLAY711XD203*2* ● HLAY711XD204*2* ● HLAY711XD303*2* ● HLAY711XD304*2* 	
Indication Lamp					Unit: MM				
Name	Type	Color	Voltage	Install	Reference	Dimension			
HLAY7	<input type="checkbox"/>	<input type="checkbox"/>	<input checked="" type="checkbox"/>	<input type="checkbox"/>					
	XD1: Filament XD2: Neon XD3: LED	1: White 3: Green 4: Red 5: Yellow 6: Blue 7: Pure white 8: Pure blue	T: 6V B: 24V F: 110V M:220V Q: 380V	2: φ 22	<ul style="list-style-type: none"> ○ HLAY7XD11*2 ● HLAY7XD23*2 ● HLAY7XD34*2 ● HLAY7XD15*2 ● HLAY7XD26*2 ○ HLAY7XD37*2 ● HLAY7XD38*2 				
Base			Unit: MM						
Name	Type	Contact	Reference	Dimension					
HLAY7	<input type="checkbox"/>	<input type="checkbox"/>							
	BE: Auxiliary contact	101: 1NO 102: 1NC 103: 2NO 104: 2NC 105: 1NO+1NC	<ul style="list-style-type: none"> HLAY7BE101 HLAY7BE102 HLAY7BE103 HLAY7BE104 HLAY7BE105 						

Note: Supplier voltage code: T:6V, B:24V, F:110V, M:220V, N:230V, Q:380V

The pure white and pure blue are only available for LED lamp.