

**ISO 16028**

VALVOLA PIANA/ACCIAIO  
 FLAT FACE/STEEL  
 FLACHDICHTEND/STAHL  
 CLAPET PLAT/ACIER


**Caratteristiche tecniche I**

- Norma: ISO 16028 (DN06→DN30)
- Occlusione: faccia piana
- Aggancio: sfere radiali
- Materiale: acciaio
- Finitura: Zn-Fe (Cr III)
- Filettature: BSP - NPT - SAE
- Guarnizioni standard: NBR
- Temperatura d'esercizio: -25 °C +100 °C
- Guarnizioni opzionali: FKM, EPDM o altro
- Pressioni di esercizio: 250-300 bar
- Connessione in pressione: non consentita

**Technical data E**

- Standard: ISO 16028 (DN06→DN30)
- Occlusion: flat face
- Locking: radial balls
- Material: steel
- Finishing: Zn-Fe (Cr III)
- Threads: BSP - NPT - SAE
- Standard seals: NBR
- Working temperature: -25 °C +100 °C
- Optional seals: FKM, EPDM or more
- Working pressure: 250-300 bar
- Connection under pressure: not allowed

**Technische Merkmale D**

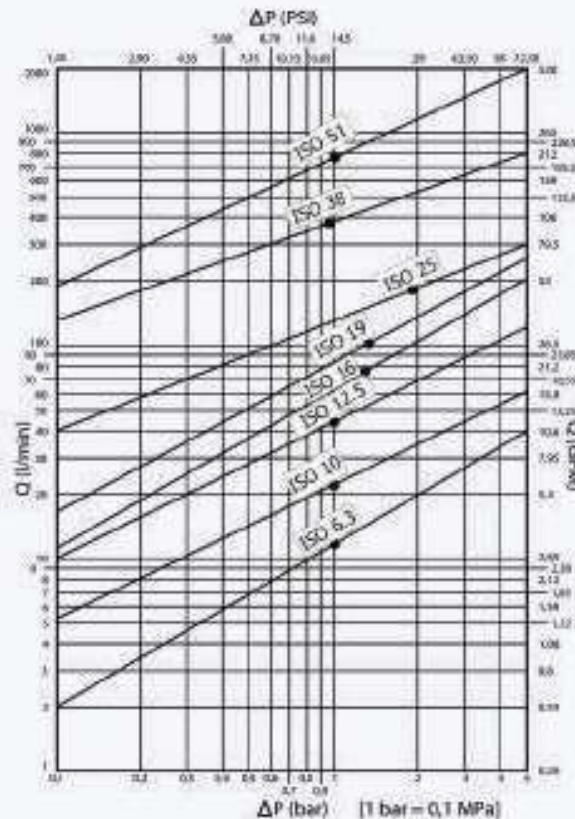
- Norm: ISO 16028 (DN06→DN30)
- Verschluss: flachdichtend
- Kupplung: Radial Kugeln
- Werkstoff: Stahl
- Ausführung: Zn-Fe (Cr III)
- Gewinde: BSP - NPT - SAE
- Standard-Dichtungen: NBR
- Betriebstemperatur: -25 °C +100 °C
- Dichtungen nach Wahl: FKM, EPDM, usw.
- Betriebsdruck: 250-300 bar
- Kuppeln unter Druck: nicht möglich

**Caracteristiques techniques F**

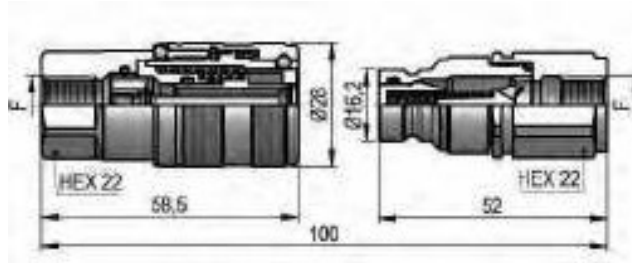
- Norme: ISO 16028 (DN06→DN30)
- Obturation: clapet plat
- Accrochage: billes radiales
- Matériel: acier
- Traitement: Zn-Fe (Cr III)
- Taraudage: BSP - NPT - SAE
- Joints standard: NBR
- Température de service: -25 °C +100 °C
- Joints facultatifs: FKM, EPDM, ect.
- Pression de service: 250-300 bar
- Connexion sous pression: pas possible

Nominal size	Max working pressure	Rated flow	Max flow rate	Min burst pressure			Fluid spillage
				Male	Female	Coupled	
<b>DNP BG ISO mm MPa l/min l/min MPa MPa MPa cc</b>							
06 1 6.3 6 30 12 24 180 120 140 0.008							
13 2 10 8.6 25 23 46 160 100 160 0.010							
20 3 12.5 10.7 25 45 90 150 110 190 0.012							
25 4 19 14.8 25 100 200 140 110 140 0.020							
30 5 25 17.6 25 189 280 130 100 140 0.030							
35 6 31.5 26 20 260 520 80 110 80 0.040							
39 7 38 30 20 379 700 120 110 110 0.050							
50 8 51 40.6 15 757 1000 70 65 65 0.100							

1 MPa = 145.04 psi • 1 l = 0.264 gal

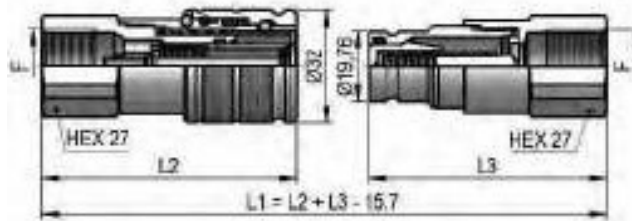


**PLT1 DN06 - BG 1 - ISO 6.3**



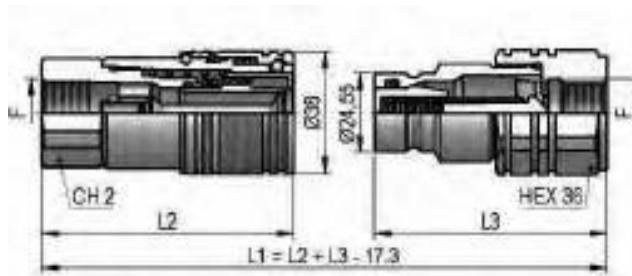
F	STANDARD	FEMMINA - FEMALE - MUFFE - FEMELLE			MASCIO - MALE - STECKER - MALE		
		COD. F	Weight (g)	Packaging (pcs.)	COD. M	Weight (g)	Packaging (pcs.)
BSP 1/4"	DIN 3852-2-X	PLT1.0606.002	181	100	PLT1.0606.003	96	200
NPT 1/4"	ANSI B1.20.3	PLT1.0606.012	181	100	PLT1.0606.013	96	200

**PLT1 DN13 - BG 2 - ISO 10**

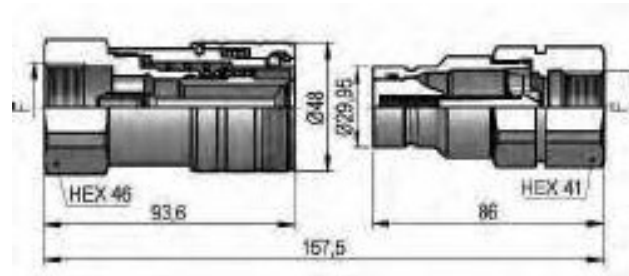


L2	L3	F	STANDARD	FEMMINA - FEMALE - MUFFE - FEMELLE			MASCIO - MALE - STECKER - MALE		
				COD. F	Weight (g)	Packaging (pcs.)	COD. M	Weight (g)	Packaging (pcs.)
67.3	63.5	BSP 3/8"	DIN 3852-2-X	PLT1.1310.002	256	60	PLT1.1310.003	156	76
67.3	63.5	NPT 3/8"	ANSI B1.20.3	PLT1.1310.012	259	60	PLT1.1310.013	159	76
72.3	67.5	BSP 1/2"	DIN 3852-2-X	PLT1.1313.002	253	60	PLT1.1313.003	151	76
72.3	67.5	NPT 1/2"	ANSI B1.20.3	PLT1.1313.012	256	60	PLT1.1313.013	154	76

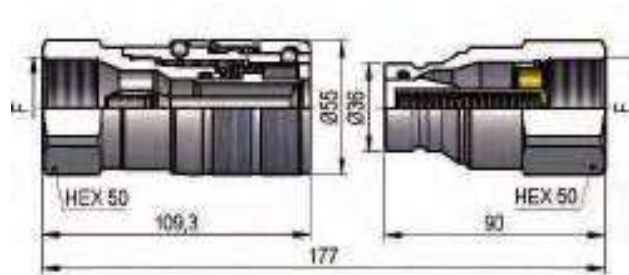
**PLT1 DN20 - BG 3 - ISO 12.5**



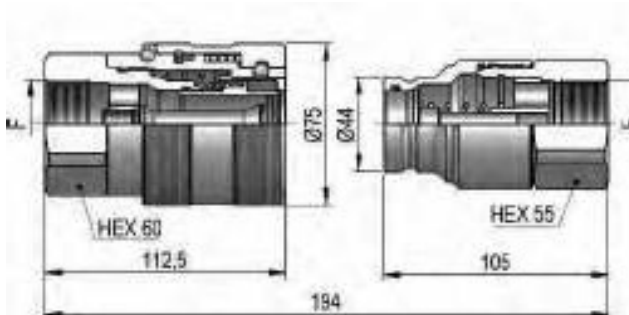
CH2	L2	L3	F	STANDARD	FEMMINA - FEMALE - MUFFE - FEMELLE			MASCIO - MALE - STECKER - MALE		
					COD. F	Weight (g)	Packaging (pcs.)	COD. M	Weight (g)	Packaging (pcs.)
32	78.5	72.5	BSP 1/2"	DIN 3852-2-X	PLT1.2013.002	413	35	PLT1.2013.003	305	42
32	84	74	NPT 1/2"	ANSI B1.20.3	PLT1.2013.012	408	35	PLT1.2013.013	314	42
36	84	74.5	BSP 3/4"	DIN 3852-2-X	PLT1.2019.002	445	35	PLT1.2019.003	282	42
36	84	74	NPT 3/4"	ANSI B1.20.3	PLT1.2019.012	451	35	PLT1.2019.013	290	42

**PLT1 DN25 - BG 4 - ISO 19**


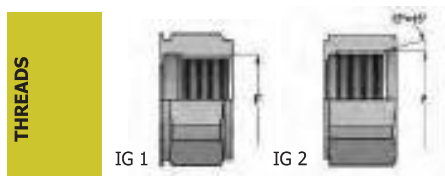
F	STANDARD	FEMMINA - FEMALE - MUFFE - FEMELLE			MASCIO - MALE - STECKER - MALE		
		COD. F	Weight (g)	Packaging (pcs.)	COD. M	Weight (g)	Packaging (pcs.)
BSP 3/4"	DIN 3852-2-X	PLT1.2519.002	850	23	PLT1.2519.003	478	30
NPT 3/4"	ANSI B1.20.3	PLT1.2519.012	857	23	PLT1.2519.013	485	30
BSP 1"	DIN 3852-2-X	PLT1.2525.002	789	23	PLT1.2525.003	423	30
NPT 1"	ANSI B1.20.3	PLT1.2525.012	801	23	PLT1.2525.013	435	30

**PLT1 DN30 - BG 5 - ISO 25**


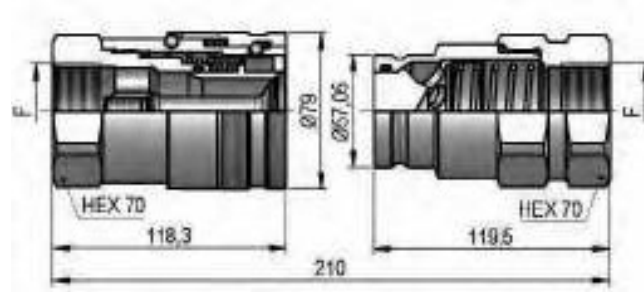
F	STANDARD	FEMMINA - FEMALE - MUFFE - FEMELLE			MASCIO - MALE - STECKER - MALE		
		COD. F	Weight (g)	Packaging (pcs.)	COD. M	Weight (g)	Packaging (pcs.)
BSP 1 1/4"	DIN 3852-2-X	PLT1.3031.002	1139	7	PLT1.3031.003	648	20
NPT 1 1/4"	ANSI B1.20.3	PLT1.3031.012	1162	7	PLT1.3031.013	661	20

**PLT1 DN35 - BG 6 - ISO 31.5**


THREADS	F	STANDARD	FEMMINA - FEMALE - MUFFE - FEMELLE			MASCIO - MALE - STECKER - MALE		
			COD. F	Weight (g)	Packaging (pcs.)	COD. M	Weight (g)	Packaging (pcs.)
<b>IG 1</b>	BSP 1 1/4"	DIN 3852-2-X	PLT1.3531.002	2376	5	PLT1.3531.003	1117	10
	NPT 1 1/4"	ANSI B1.20.3	PLT1.3531.012	2400	5	PLT1.3531.013	1130	10
<b>IG 2</b>	1 5/8-12 UN 2B	SAE J 1926-1	PLT1.3541.032	2388	5	PLT1.3541.033	1120	10

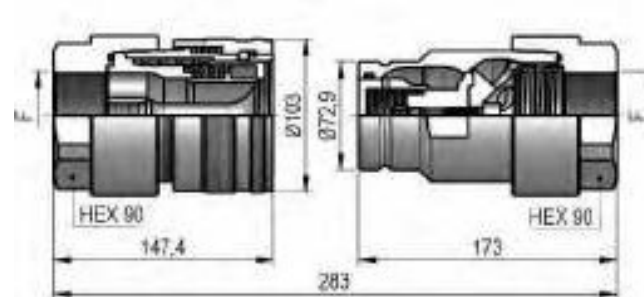


## PLT1 DN39 - BG 7 - ISO 38



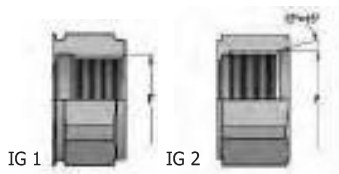
THREADS	F	STANDARD	FEMMINA - FEMALE - MUFFE - FEMELLE			MASCIO - MALE - STECKER - MALE		
			COD. F	Weight (g)	Packaging (pcs.)	COD. M	Weight (g)	Packaging (pcs.)
<b>IG 1</b>	BSP 1"½	DIN 3852-2-X	PLT1.3939.002	2703	5	PLT1.3939.003	1879	10
	NPT 1"½	ANSI B1.20.3	PLT1.3939.012	2718	5	PLT1.3939.013	1893	10
<b>IG 2</b>	1"7/8-12 UN 2B	SAE J 1926-1	PLT1.3947.032	2680	5	PLT1.3947.033	1840	10

## PLT1 DN50 - BG 8 - ISO 51




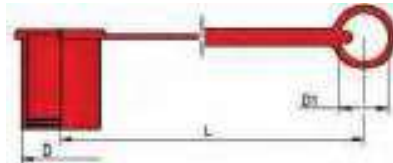
THREADS	F	STANDARD	FEMMINA - FEMALE - MUFFE - FEMELLE			MASCIO - MALE - STECKER - MALE		
			COD. F	Weight (g)	Packaging (pcs.)	COD. M	Weight (g)	Packaging (pcs.)
<b>IG 1</b>	BSP 2"	DIN 3852-2-X	PLT1.5051.112	6015	5	See PLK4 DN50		
	NPT 2"	ANSI B1.20.3	PLT1.5051.012	6045	5	See PLK4 DN50		
	1"½	SAE 3000	PLT1.5051.002	6440	5	See PLK4 DN50		
	API 2"	API 5B	PLT1.5051.062	6520	5	See PLK4 DN50		
<b>IG 2</b>	2"½-12 UN 2B	SAE J 1926-1	PLT1.5063.032	5895	5	See PLK4 DN50		

THREADS



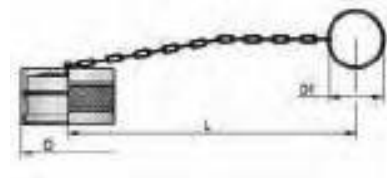
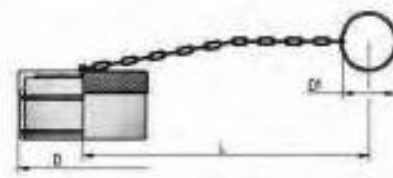
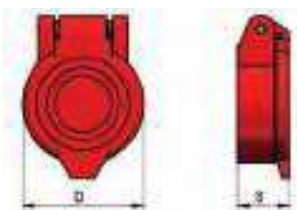
**PLASTIC CAPS**

NOMINAL SIZE				FEMALE DUST PLUG				MALE DUST CAP				COLOR	MATERIAL	
DNP	BG	ISO	COD. F	Dimensions			Weight	COD. M	Dimensions					Weight
				D	L	D1	(g)		D	L	D1	(g)		
06	1	6.3	SPLT.06002	32.5	200	20	16	SPLT.06003	26	200	20	13		PVC
13	2	10	SPLT.13002	37	200	26	21	SPLT.13003	27.5	200	26	15		PVC
20	3	12.5	SPLT.20002	43	200	31.5	29	SPLT.20003	35	200	31.5	26		PVC
25	4	19	SPLT.25002	53.5	265	35	51	SPLT.25003	43	265	35	41		PVC
30	5	25	SPLT.30002	61	280	50	75	SPLT.30003	51	270	50	60		PVC

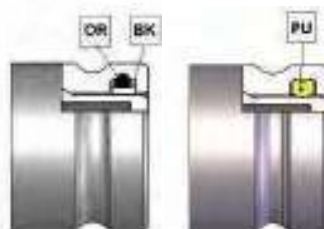

**METAL CAPS**

NOMINAL SIZE				FEMALE DUST PLUG				MALE DUST CAP				MATERIAL	
DNP	BG	ISO	COD. F	Dimensions			Weight	COD. M	Dimensions				Weight
				D	L	D1	(g)		D	L	D1	(g)	
06	1	6.3	SPLT.06202	35	200	32	41	SPLT.06203	25	200	32	28	Aluminum
13	2	10	SPLT.13202	40	200	32	48	SPLT.13203	30	200	32	39	Aluminum
20	3	12.5	SPLT.20202	45	200	32	53	SPLT.20203	32	200	32	40	Aluminum
25	4	19	SPLT.25202	55	275	47.5	74	SPLT.25203	40	275	47.5	66	Aluminum
30	5	25	SPLT.30202	65	275	47.5	126	SPLT.30203	45	275	47.5	71	Aluminum
35	6	31.5	SPLT.35202*	-	-	-	-	SPLT.35203*	-	-	-	-	Aluminum
39	7	40	SPLT.39202	90	275	47.5	207	SPLT.39203	68	275	47.5	155	Aluminum
50	8	50	SPLT.50202	114	275	47.5	360	See PLK4 DN50					Aluminum

\*REALIZZATI SU RICHIESTA DEL CLIENTE  
 \*AVAILABLE ON REQUEST  
 \*AUF ANFRAGE LIEFERBAR  
 \*DISPONIBLES SUR DEMANDE


**AUTOMATIC CAPS**


NOMINAL SIZE				AUTOMATIC FEMALE CAP			COLOR	MATERIAL
DNP	BG	ISO	COD. F	Dimensions		Weight		
				D	S	(g)		
13	2	10	SPLT.13302	38	16.8	17		Nylon
13	2	10	SPLT.13342	38	16.8	17		Nylon
20	3	12.5	SPPV.13302	46	18.4	24		Nylon
20	3	12.5	SPPV.13312	46	18.4	24		Nylon
20	3	12.5	SPPV.13322	46	18.4	24		Nylon
20	3	12.5	SPPV.13332	46	18.4	24		Nylon
20	3	12.5	SPPV.13342	46	18.4	24		Nylon

**SPARE PARTS**


NOMINAL SIZE			MALE GASKET		MALE GASKET
DNP	BG	ISO	OR (NBR*)	BK (PTFE)	PU (POLYURETHANE)
06	1	6.3	PLT.006.120	PLT.006.130	-
13	2	10	PLT.013.120	PLT.013.130	PLK.013.210
20	3	12.5	PLT.019.120	PLT.019.130	PVT.019.210
25	4	19	PLT.025.120	PLT.025.130	PVT.025.210
30	5	25	PLT.031.120	PLT.031.130	PVT.030.210
35	6	31.5	PLS.025.120	PLT.035.130	-
39	7	38	PLT.039.120	PLT.039.130	-
50	8	51	PLK.050.120	PLK.050.130	-

\*AL CODICE DELLA GUARNIZIONE IN NBR AGGIUNGERE 'E' PER EPDM O 'V' PER VITON  
 \*TO THE NBR GASKET CODE ADD 'E' FOR EPDM OR 'V' FOR VITON  
 \*ZU DER ARTIKELNR. DER NBR DICHTUNG GEBEN SIE 'E' FUER EPDM ODER 'V' FUER VITON AN  
 \*AU CODE DU JOINT EN NBR JOINDRE 'E' POUR EPDM OU 'V' POUR VITON