

HDB3w-125 Molded Case Circuit Breaker

Functions and Features
IEC60947-2

3SERIES
MORE VALUE FOR PRICE!



HDB3w-125 Molded Case Circuit Breaker has The Following Features

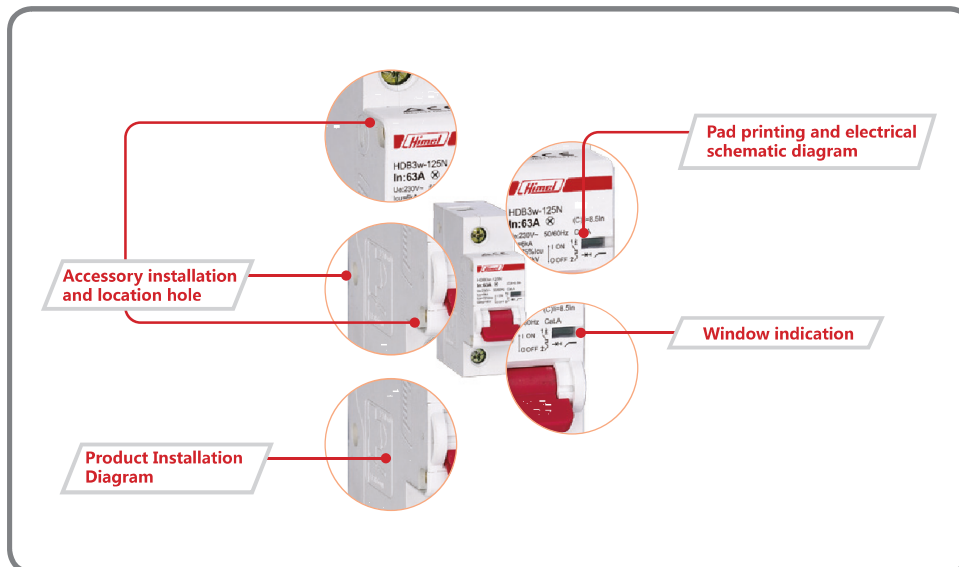
- Short circuit protection
- Overload protection
- Isolating function

Main Features

Rated operating voltage (V)	1P: 230/400AC
	2P,3P,4P: 400 AC
Rated current (A)	63-125
Rated frequency (Hz)	50/60
Poles	1P,2P,3P,4P
Breaking capacity (kA)	6, 10



Product Details Display



HDB3w-125 Molded Case Circuit Breaker

Functions and Features
IEC60947-2

3SERIES
MORE VALUE FOR PRICE!

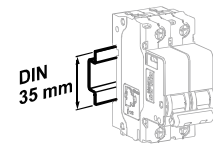


Electrical Characteristics

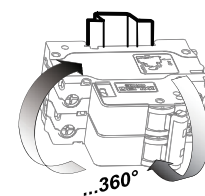
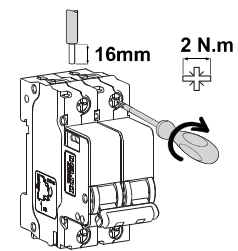
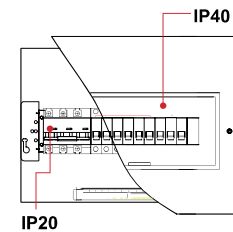
Rated insulation voltage U_i	(V)	250 (phase-to-ground) / 500 (phase-to-phase)
Maximum working voltage U_{Bmax}	1P+N (V)	230/400 AC
	2P,3P,4P	
Rated short-circuit capacity I_{cn} (IEC/EN60898)	(KA)	6, 10
Rated impulse withstand voltage (1.2/50)	(KA)	4
Dielectric test voltage		2kV (50/60Hz60 1 minute)
Isolating function		Available
Pollution class		2
Tripping type		Thermal magnetic tripping
Thermal magnetic trip characteristics	C curve ($I_i=8.5I_n$)	
	D curve ($I_i=12I_n$)	
Electrical and mechanical accessories		

Mechanical characteristics

Handle		Red, pad printing indicating ON-OFF position
Mechanical life	Times	8500 times ($I_n \leq 100A$) 7000 times ($I_n > 100A$)
Electrical life	Times	3000 times ($I_n \leq 100A$) 2500 times ($I_n > 100A$)
Protection rating	Installed in distribution box	IP40
	Installed directly	IP20
Mechanical shock resistance		30g, 3 shocks, last for 11ms (Places with no significant vibration or shock)
Anti-vibration (IEC/EN 60068-2-6)		Places with no significant vibration or shock
Damp and hot resistance (IEC 60068-2)	Damp and hot °C /RH	Category 2, 28 cycles Relative humidity 90%~96% at 55°C Relative humidity 90%~100% at 25°C
Reference ambient temperature	°C	30°C
Operating ambient temperature (daily mean temperature $\leq +35^\circ C$)	°C	-20°C ~+60°C
Storage temperature	°C	-40°C ~+70°C



Installed on 35mm standard guide rail



Flexible installation direction

Final Distribution



HDB3w-125 Molded Case Circuit Breaker

Functions and Features
IEC60947-2

3SERIES
MORE VALUE FOR PRICE!



Installation features

Terminal type		U Terminals
Maximum wiring capacity	(A)	Current ratings 63-125:50mm ²
Maximum ultimate torque	(A)	Current ratings 63-125:3.5N.m
Tools		Cross head screwdriver or flathead screwdriver
Installation		Installed on standard DIN guide rail (35mm)
Line incoming mode		Top or bottom incoming

HDB3w-125 Molded Case Circuit Breaker




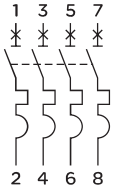
Functions and Features
IEC60947-2

3SERIES
MORE VALUE FOR PRICE!



HDB3w-125 Molded Case Circuit Breaker

Product name	Breaking capacity	Poles	Trip type	Rated current
HDB3w-125	N	1	C	63
	↓	↓	↓	↓
	N:6kA H:10kA	1: 1P 2: 2P 3: 3P 4: 4P	C: C D: D	63: 63A 80: 80A 100: 100A 125: 125A

HDB3w-125 molded case circuit breaker	Type	Rated current	Trip type	
			C	D
6kA	1P 	63	HDB3w125N1C63	HDB3w125N1D63
		80	HDB3w125N1C80	HDB3w125N1D80
		100	HDB3w125N1C100	HDB3w125N1D100
		125	HDB3w125N1C125	HDB3w125N1D125
	2P 	63	HDB3w125N2C63	HDB3w125N2D63
		80	HDB3w125N2C80	HDB3w125N2D80
		100	HDB3w125N2C100	HDB3w125N2D100
		125	HDB3w125N2C125	HDB3w125N2D125
	3P 	63	HDB3w125N3C63	HDB3w125N3D63
		80	HDB3w125N3C80	HDB3w125N3D80
		100	HDB3w125N3C100	HDB3w125N3D100
		125	HDB3w125N3C125	HDB3w125N3D125
	4P 	63	HDB3w125N4C63	HDB3w125N4D63
		80	HDB3w125N4C80	HDB3w125N4D80
		100	HDB3w125N4C100	HDB3w125N4D100
		125	HDB3w125N4C125	HDB3w125N4D125



Himel
The Right Choice!




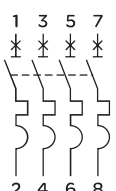
HDB3w-125 Molded Case Circuit Breaker

Functions and Features
IEC60947-2

3SERIES
MORE VALUE FOR PRICE!



HDB3w-125 Molded Case Circuit Breaker

HDB3w-125 molded case circuit breaker	Type	Rated current	Trip type	
			C	D
10kA	1P 	63	HDB3w125H1C63	HDB3w125H1D63
		80	HDB3w125H1C80	HDB3w125H1D80
		100	HDB3w125H1C100	HDB3w125H1D100
		125	HDB3w125H1C125	HDB3w125H1D125
	2P 	63	HDB3w125H2C63	HDB3w125H2D63
		80	HDB3w125H2C80	HDB3w125H2D80
		100	HDB3w125H2C100	HDB3w125H2D100
		125	HDB3w125H2C125	HDB3w125H2D125
	3P 	63	HDB3w125H3C63	HDB3w125H3D63
		80	HDB3w125H3C80	HDB3w125H3D80
		100	HDB3w125H3C100	HDB3w125H3D100
		125	HDB3w125H3C125	HDB3w125H3D125
4P 	63	HDB3w125H4C63	HDB3w125H4D63	
	80	HDB3w125H4C80	HDB3w125H4D80	
	100	HDB3w125H4C100	HDB3w125H4D100	
	125	HDB3w125H4C125	HDB3w125H4D125	



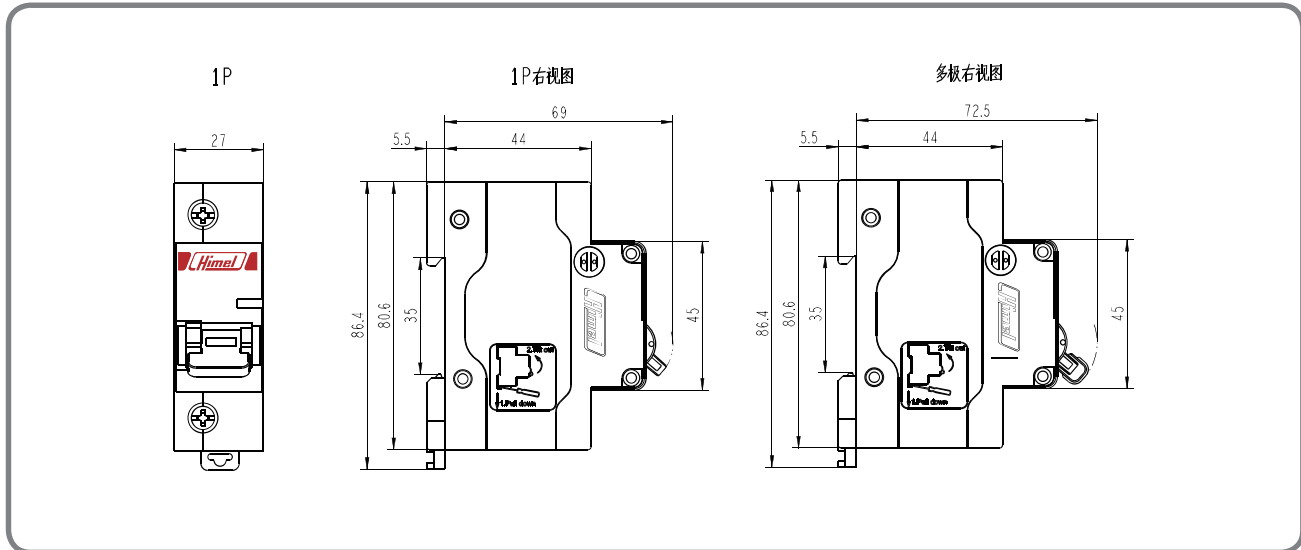
HDB3w-125 Molded Case Circuit Breaker

Functions and Features
IEC60947-2

3SERIES
MORE VALUE FOR PRICE!



HDB3w-125 Molded Case Circuit Breaker



Final Distribution



HDB3w-125 Molded Case Circuit Breaker

