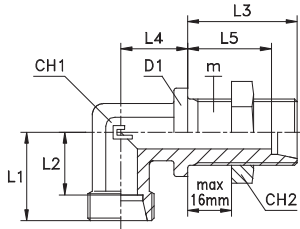
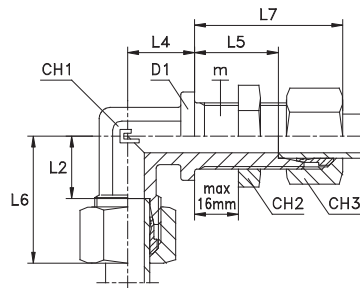


BULKHEAD ELBOW

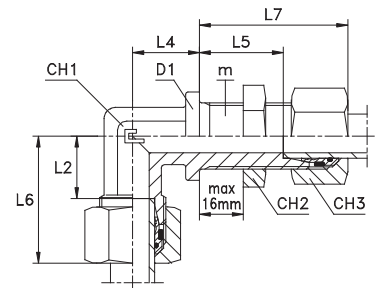
Type: 1037...1 Body



Type: 1037.. B3 Ring



Type: 1037...4 B4 Ring

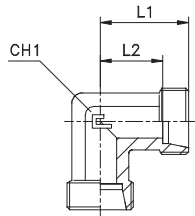


Series DIN	10.... bar	11.... bar	Ordering Body	Ordering Equipped B3	Ø Tube	m	L1	L2	L3	L4	L5	L6	L7	D1	CH1	CH2	CH3	Ordering Equipped B4
L	315	315	103704.1	103704	6	12x1.5	19	12	34	14	27	19	42	17	12	17	14	103704.4
			103705.1	103705	8	14x1.5	21	14	34	17	27	21	42	19	12	19	17	103705.4
			103706.1	103706	10	16x1.5	22	15	35	18	28	22	43	22	14	22	19	103706.4
			103707.1	103707	12	18x1.5	24	17	36	20	29	24	44	24	17	24	22	103707.4
			103708.1	103708	15	22x1.5	28	21	38	23	31	28	46	27	19	30	27	103708.4
	103709.1	103709	18	26x1.5	31	23.5	40	24	32.5	31	49	32	24	36	32	103709.4		
	103710.1	103710	22	30x2	35	27.5	42	30	34.5	35	51	36	27	41	36	103710.4		
	103711.1	103711	28	36x2	38	30.5	43	34	35.5	38	52	42	36	46	41	103711.4		
	103712.1	103712	35	45x2	45	34.5	47	39	36.5	45	58	50	41	55	50	103712.4		
	103713.1	103713	42	52x2	51	40	47	43	36	51	59	60	50	65	60	103713.4		
S	630	630	103714.1	103714	6	14x1.5	23	16	36	17	29	23	44	19	12	19	17	103714.4
			103715.1	103715	8	16x1.5	24	17	36	18	29	24	44	22	14	22	19	103715.4
			103716.1	103716	10	18x1.5	25	17.5	37	20	29.5	25	46	24	17	24	22	103716.4
			103717.1	103717	12	20x1.5	29	21.5	38	21	30.5	29	47	27	17	27	24	103717.4
			103718.1	103718	14	22x1.5	30	22	40	23	32	30	50	27	19	30	27	103718.4
	103719.1	103719	16	24x1.5	33	24.5	40	24	31.5	33	50	30	24	32	30	103719.4		
	103720.1	103720	20	30x2	37	26.5	44	30	33.5	37	55	36	27	41	36	103720.4		
	103721.1	103721	25	36x2	42	30	47	34	35	42	59	42	36	46	46	103721.4		
	103722.1	103722	30	42x2	49	35.5	51	39	37.5	49	64	50	41	50	50	103722.4		
	103723.1	103723	38	52x2	57	41	53	43	37	57	68	60	50	65	60	103723.4		

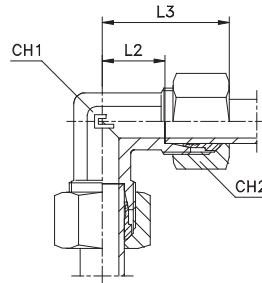
Note: If you wish to order AISI 316 stainless steel fittings, please change the first two digits from 10.... to 11....
 If you wish to order AISI 316 stainless steel fittings with AISI 304 stainless steel nuts, please change the first two digits from 10.... to 14....

EQUAL ELBOW

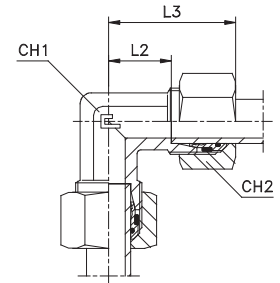
Type: 1038...1 Body



Type: 1038.. B3 Ring



Type: 1038...4 B4 Ring



Series DIN	10.... bar	11.... bar	Ordering Body	Ordering Equipped B3	Ø Tube	L1	L2	L3	CH1	CH2	Ordering Equipped B4
LL	100	100	103801.1	103801	4	15	11	21	9	10	-
			103802.1	103802	6	15	9.5	21	9	12	-
			103803.1	103803	8	17	11.5	23	12	14	-
L	500	315	103804.1	103804	6	19	12	27	12	14	103804.4
			103805.1	103805	8	21	14	29	12	17	103805.4
			103806.1	103806	10	22	15	30	14	19	103806.4
			103807.1	103807	12	24	17	32	17	22	103807.4
			103808.1	103808	15	28	21	36	19	27	103808.4
	103809.1	103809	18	31	23.5	40	24	32	103809.4		
	103810.1	103810	22	35	27.5	44	27	36	103810.4		
	103811.1	103811	28	38	30.5	47	36	41	103811.4		
	103812.1	103812	35	45	34.5	56	41	50	103812.4		
	103813.1	103813	42	51	40	63	50	60	103813.4		
S	800	630	103814.1	103814	6	23	16	31	12	17	103814.4
			103815.1	103815	8	24	17	32	14	19	103815.4
			103816.1	103816	10	25	17.5	34	17	22	103816.4
			103817.1	103817	12	29	21.5	38	17	24	103817.4
			103818.1	103818	14	30	22	40	19	27	103818.4
	103819.1	103819	16	33	24.5	43	24	30	103819.4		
	103820.1	103820	20	37	26.5	48	27	36	103820.4		
	103821.1	103821	25	42	30	54	36	46	103821.4		
	103822.1	103822	30	49	35.5	62	41	50	103822.4		
	103823.1	103823	38	57	41	72	50	60	103823.4		

Note: If you wish to order AISI 316 stainless steel fittings, please change the first two digits from 10.... to 11....
 If you wish to order AISI 316 stainless steel fittings with AISI 304 stainless steel nuts, please change the first two digits from 10.... to 14....